
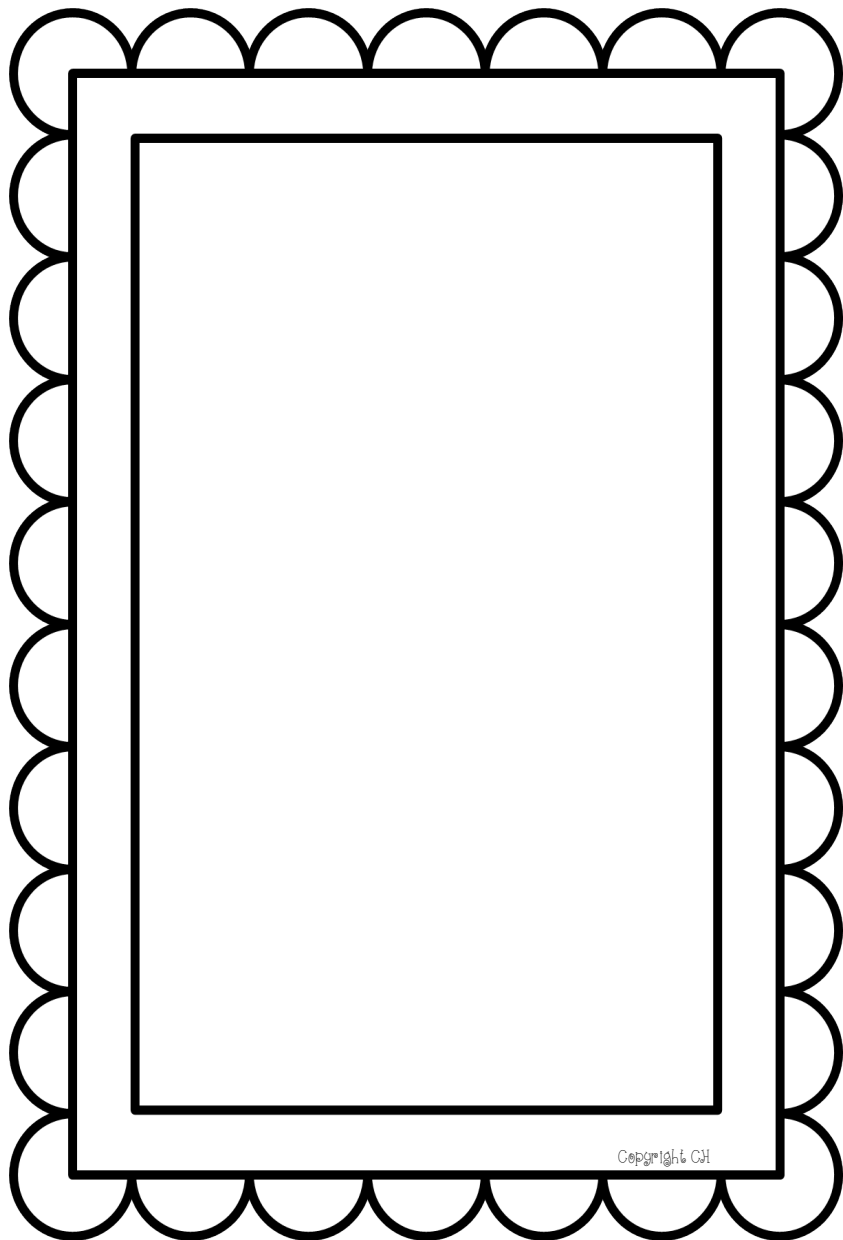



Created by Carissa Harrison
Graphics by Ashley Hughes






Copyright ©



Copyright ©

Design some cool flip-flops for your destination.




Name of Destination

Copyright © J!

The best location for ice cream is _____



Copyright © J!



Name of Place

City, State

My favorite part

The funniest moment:

Copyright © CH

Hi Friends,

Summer is the best time for traveling with friends and family. You can travel to different beaches, cool-out with your best friends, and lay in the grass under the summer moon. It's typically everyone's favorite time of the year.

How do you plan to make your memories last forever? Will you write about it and take pictures? If so, this summer journal is perfect for housing them.

Here are some suggestions for making the best of your journal

1. Each day take a moment to reflect after your activity.
2. Write a detailed summary.
3. Illustrate a portrait of your experience.
4. Print and paste your pictures (Don't forget to write a caption)
5. Be creative & use different writing utensils (colored pencils, oil-pastels, water-colored paint, crayons, cut-out magazine letters to create words/phrases)
6. Use the blank pages to free write, draw, and collect and paste souvenirs from your adventures.

I hope you make your summer journal uniquely inspiring that you'll love forever and ever.

Enjoy and cheers to good times.




Love,
Carissa Harrison


Copyright © CH

Draw a picture and color it using any art supplies of your choice.

At the beach, I love to



Copyright ©



Draw a headshot or paste a photo of yourself

Name

Date of Birth

Height

Weight

Address

Phone Number

2

Copyright ©